



Delta 22

433MHz ISM Direct Connect 95mm Antenna



Key Features

- Dedicated ISM antenna for 433MHz band
- Small antenna size with 2dBi gain
- TETRA compatible

General Description

The Delta 22 is a dedicated 433 MHz ISM band antenna which combines good performance with a small size, enabling its use with many of today's remote-control systems and 433 MHz alarm systems.

Terminated with an SMA male connector, it is ideally suited to applications requiring a simple, cable free set up, such as alarm panel equipment, garage or gate remote controls and TETRA Radio Systems.

The knuckle design allows the antenna to be positioned to take best advantage of the incoming signal. Allowing straight, 45° and 90° positions along with 360° rotation. The omni directional, radiating element is capped with a black high-grade rubber mould.

Additional Considerations

- Ideal for remote control systems and wireless alarms
- Does not rely on mounting on a metallic surface





Delta 22

433MHz ISM Direct Connect 95mm Antenna

Electrical Specifications

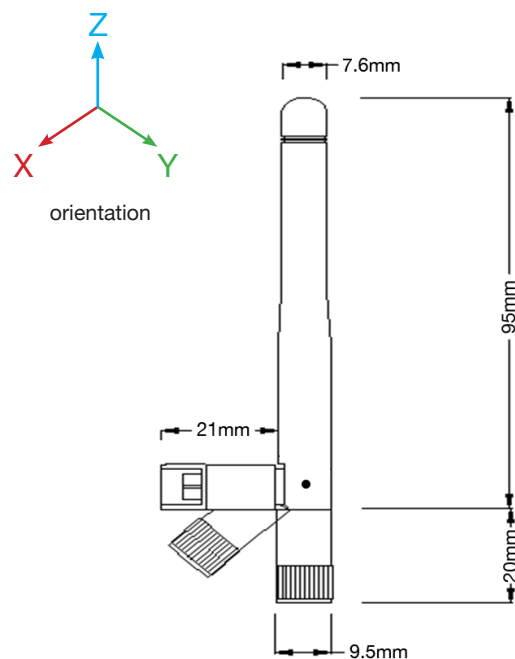
Impedance:	50 Ohm
Polarization:	Vertical
Max Input Power:	50 W
Ground plane independent:	Yes

Environmental Specifications

Operating Temperature range:	-30 to +75 °C
Storage Temperature range:	-30 to +75 °C

Mechanical Specifications

Dimensions:	L115 x 9.5 mm base diameter
Weight:	12 g
Connector:	SMA Male
Mounting method:	Direct Connect
Housing materials:	TPE

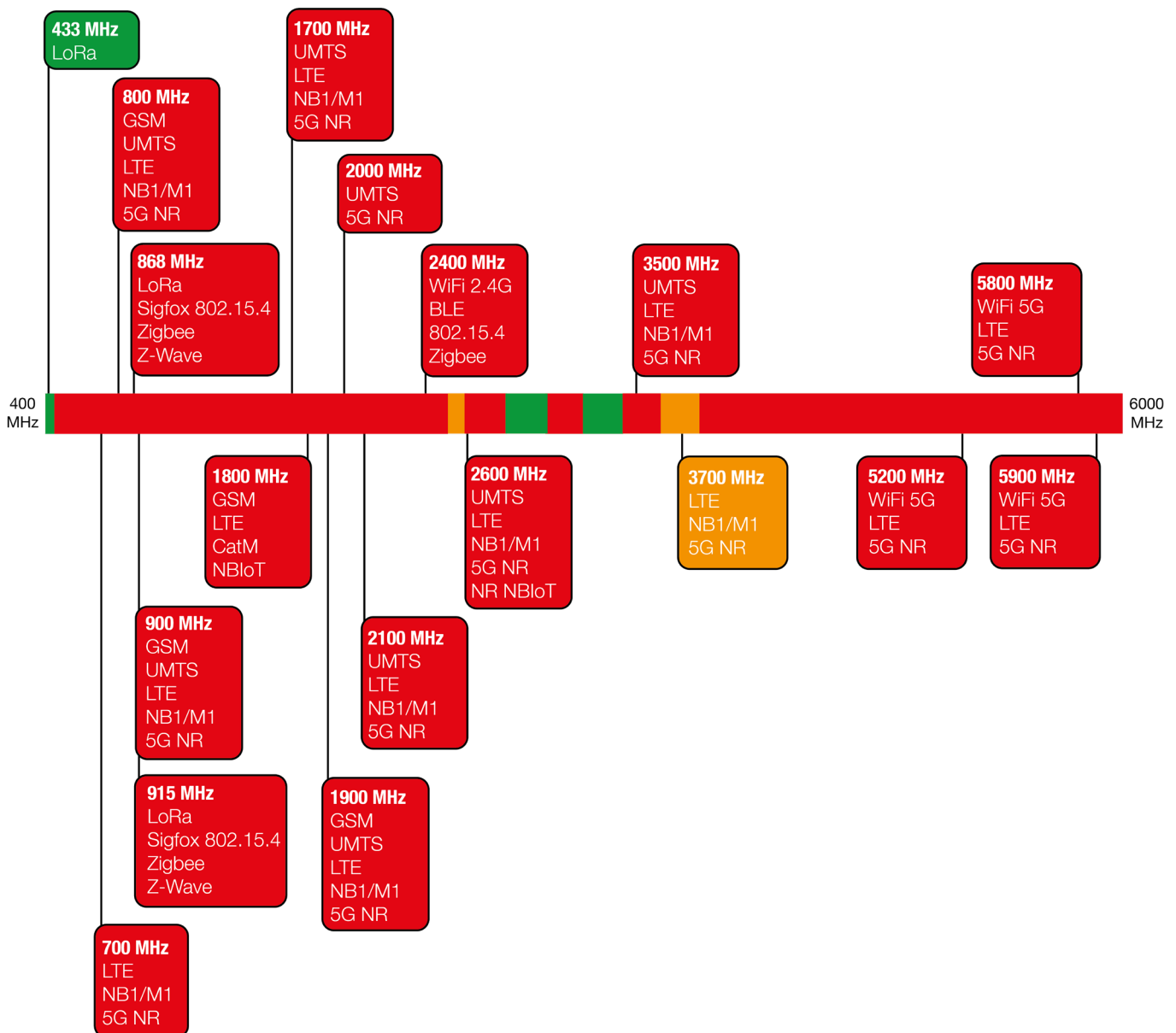




Delta 22

433MHz ISM Direct Connect 95mm Antenna

Spectrum Coverage



● Suitable band

● Adequate band in good signal conditions

● Likely to be unsuitable



Delta 22

433MHz ISM Direct Connect 95mm Antenna

Usable Cellular Frequency Support (410 MHz – 1900 MHz)

	410	450	600	700	800	850	900	1500	1600	1700	1800	1900
GSM Bands:												
UMTS Bands:												
LTE Bands:		●										
LTE Cat M Bands:		●										
LTE Cat NB Bands:		●										
5G NR Bands:												
NR Cat NB Bands:												

Usable Cellular Frequency Support (2000 MHz – 5900 MHz)

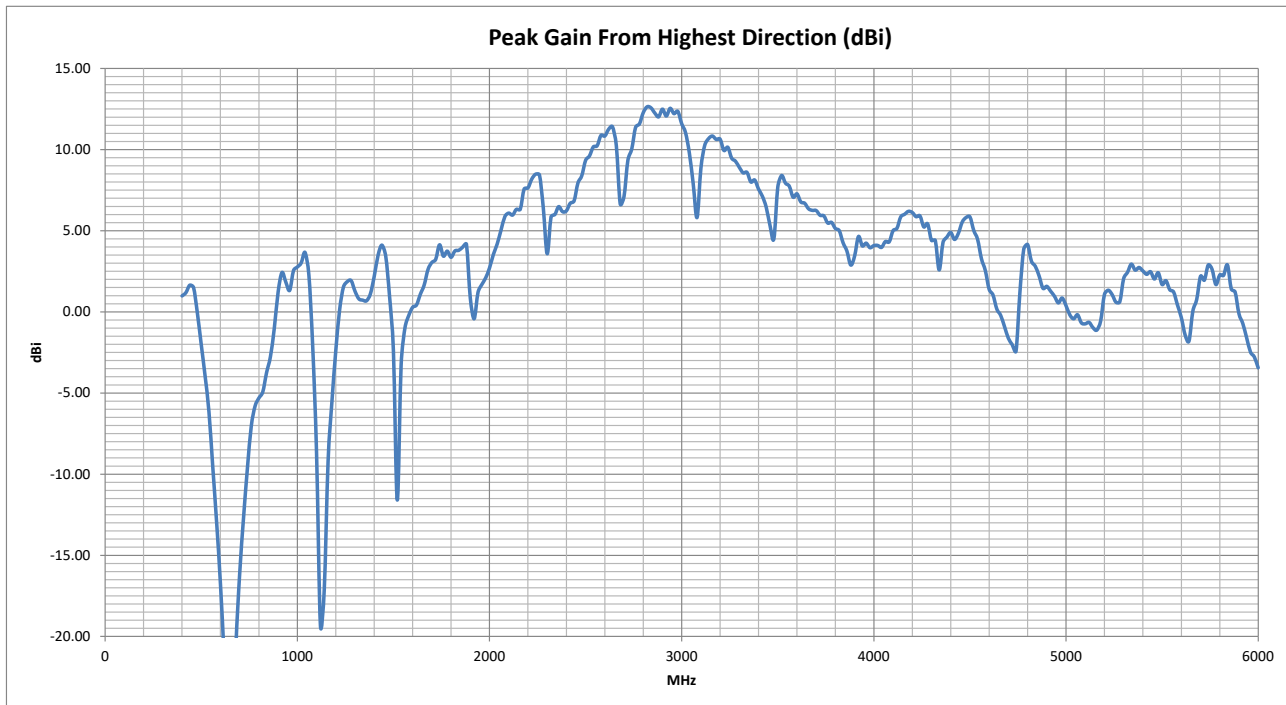
	2000	2100	2300	2400	2500	2600	3300	3500	3700	4700	5200	5900
GSM Bands:												
UMTS Bands:												
LTE Bands:							●					
LTE Cat M Bands:												
LTE Cat NB Bands:												
5G NR Bands:												
NR Cat NB Bands:												



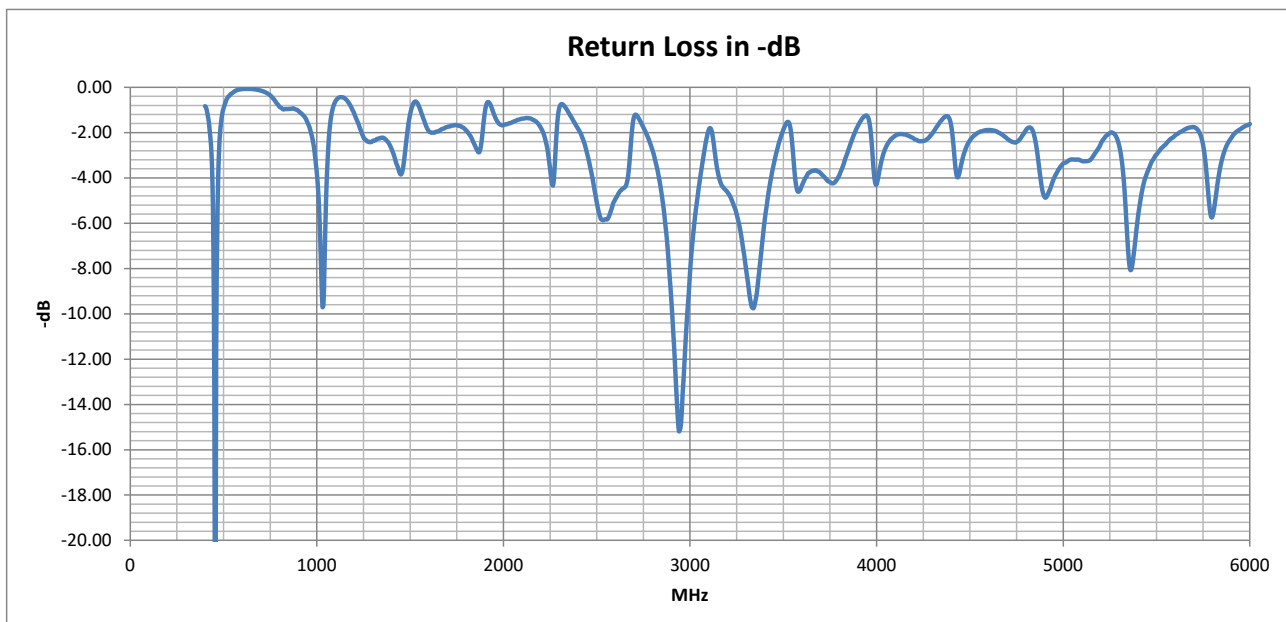
Delta 22

433MHz ISM Direct Connect 95mm Antenna

Peak Gain vs. Frequency



Return Loss

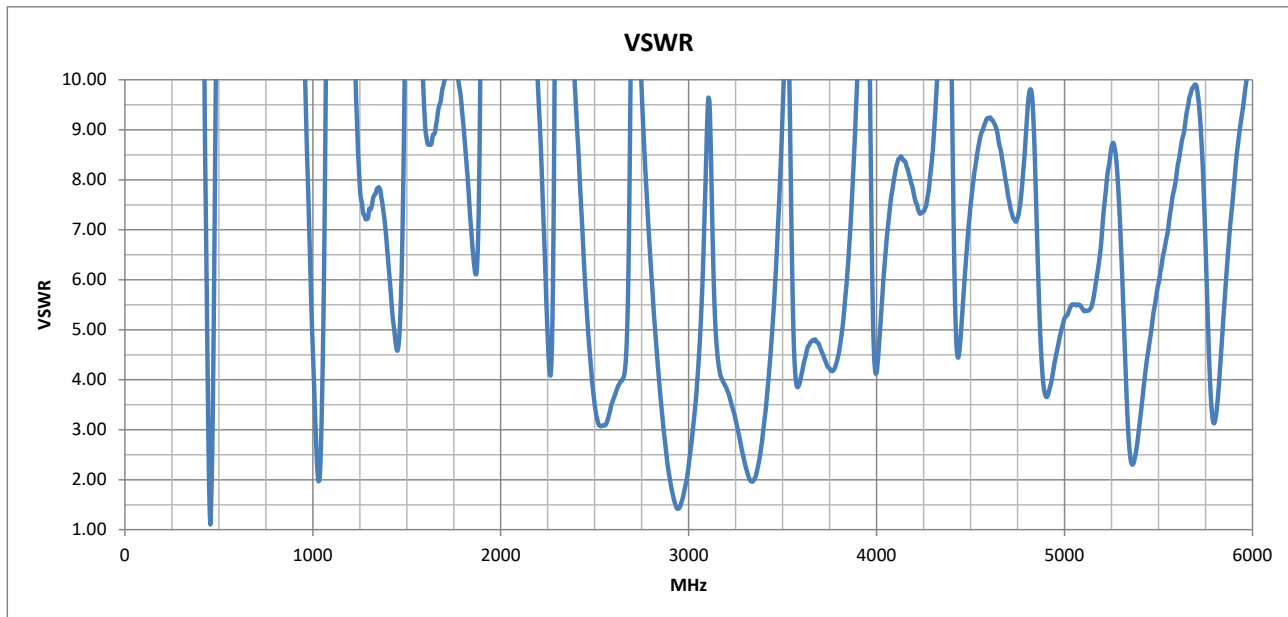




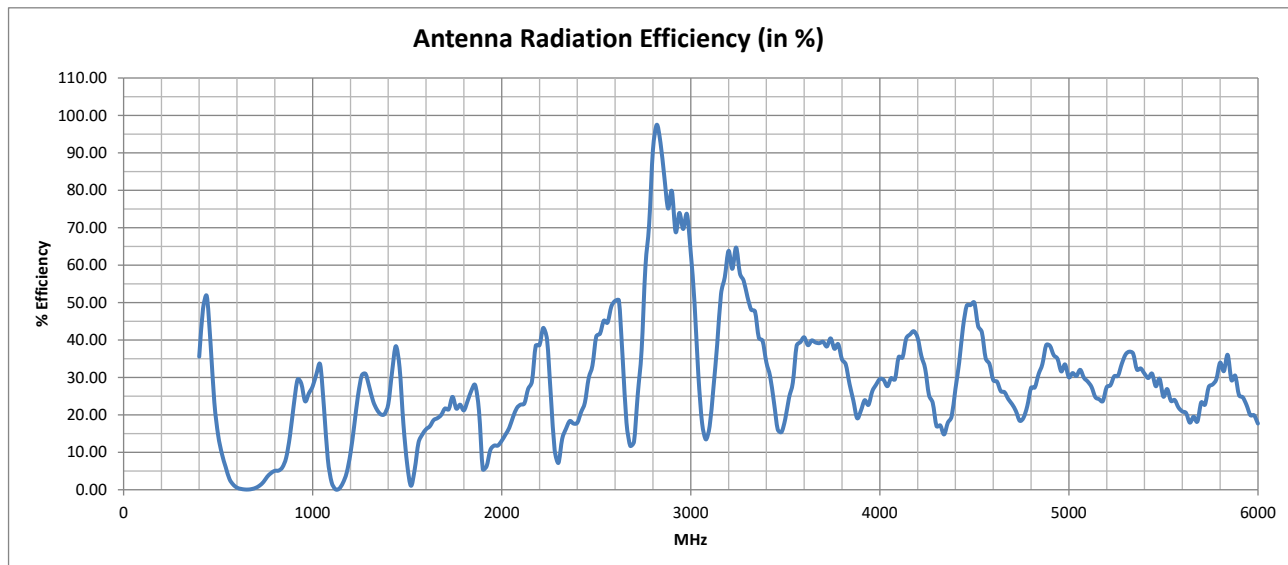
Delta 22

433MHz ISM Direct Connect 95mm Antenna

VSWR



Radiation Efficiency





Delta 22

433MHz ISM Direct Connect 95mm Antenna

Cellular Standards Band Support

GSM (2G) Band	UMTS (3G) Band	E-UTRA (4G) Band	Cat M E-UTRA Band	Cat NB E-UTRA Band	NR (5G) Band	Cat NB NR (5G) Band	Uplink	Downlink	Average Upload Efficiency (%)	Average Download Efficiency (%)	Maximum Upload VSWR	Maximum Download VSWR	Use Indicator
	1	1	1	1	n1	n1	1920 - 1980 MHz	2110 - 2170 MHz	10.50	26.70	26.41	12.79	●
PCS-1900	2	2	2	2	n2	n2	1850 - 1910 MHz	1930 - 1990 MHz	18.14	11.29	24.16	22.35	●
DCS-1800	3	3	3	3	n3	n3	1710 - 1785 MHz	1805 - 1880 MHz	22.69	25.06	10.44	8.93	●
	4	4	4	4			1710 - 1755 MHz	2110 - 2155 MHz	22.98	25.46	10.44	12.79	●
GSM-850	5	5	5	5	n5	n5	824 - 849 MHz	869 - 894 MHz	6.00	15.32	18.19	18.65	●
	6						830 - 840 MHz	875 - 885 MHz	5.79	14.57	18.16	18.58	●
	7	7	7	7	n7	n7	2500 - 2570 MHz	2620 - 2690 MHz	43.58	25.79	3.50	9.76	●
E-GSM-900	8	8	8	8	n8	n8	880 - 915 MHz	925 - 960 MHz	21.35	27.19	18.11	14.18	●
	9	9					1749.9 - 1784.9 MHz	1844.9 - 1879.9 MHz	22.34	25.75	10.40	6.92	●
	10	10					1710 - 1770 MHz	2110 - 2170 MHz	22.73	26.70	10.44	12.79	●
	11	11	11	11			1427.9 - 1447.9 MHz	1475.9 - 1495.9 MHz	36.64	14.56	5.16	13.04	●
	12	12	12	12	n12	n12	699 - 716 MHz	729 - 746 MHz	0.78	2.01	116.01	70.80	●
	13	13	13	13	n13	n13	777 - 787 MHz	746 - 756 MHz	4.53	2.88	28.09	52.14	●
	14	14	14	14	n14		788 - 798 MHz	758 - 768 MHz	4.87	3.66	23.45	40.82	●
		17		17			704 - 716 MHz	734 - 746 MHz	0.85	2.13	107.82	64.31	●
		18	18	18	n18	n18	815 - 830 MHz	860 - 875 MHz	5.28	10.78	18.26	18.65	●
	19	19	19	19			830 - 845 MHz	875 - 890 MHz	5.97	15.54	18.16	18.58	●
	20	20	20	20	n20	n20	832 - 862 MHz	791 - 821 MHz	7.02	5.06	18.29	22.64	●
	21	21	21	21			1447.9 - 1462.9 MHz	1495.9 - 1510.9 MHz	33.78	6.02	5.08	20.96	●
	22	22					3410 - 3490 MHz	3510 - 3590 MHz	21.55	32.65	8.32	11.39	●
		24	24	24	n24		1626.5 - 1660.5 MHz	1525 - 1559 MHz	18.56	6.66	9.20	27.45	●
	25	25	25	25	n25	n25	1850 - 1915 MHz	1930 - 1995 MHz	17.20	11.40	26.43	22.35	●
	26	26	26	26	n26		814 - 849 MHz	859 - 894 MHz	5.76	13.73	18.38	18.65	●
		27	27				807 - 824 MHz	852 - 869 MHz	5.15	9.04	19.23	18.58	●
		28	28	28	n28	n28	703 - 748 MHz	758 - 803 MHz	1.48	4.39	109.35	40.82	●

● Suitable band

● Adequate band in good signal conditions

● Likely to be unsuitable



Delta 22

433MHz ISM Direct Connect 95mm Antenna

Cellular Standards Band Support

GSM (2G) Band	UMTS (3G) Band	E-UTRA (4G) Band	Cat M E-UTRA Band	Cat NB E-UTRA Band	NR (5G) Band	Cat NB NR (5G) Band	Uplink	Downlink	Average Upload Efficiency (%)	Average Download Efficiency (%)	Maximum Upload VSWR	Maximum Download VSWR	Use Indicator
		28A					703 - 733 MHz	758 - 788 MHz	1.14	4.12	109.35	40.82	●
		29			n29		N/A	717 - 728 MHz	N/A	1.28	N/A	86.52	●
		30			n30		2305 - 2315 MHz	2350 - 2360 MHz	10.40	17.85	23.27	15.24	●
		31	31	31			452.5 - 457.5 MHz	462.5 - 467.5 MHz	42.25	35.16	1.42	3.44	●
	32	32					N/A	1452 - 1496 MHz	N/A	22.40	N/A	13.08	●
		33					1900 - 1920 MHz	1900 - 1920 MHz	5.90	5.90	26.43	26.43	●
		34			n34		2010 - 2025 MHz	2010 - 2025 MHz	14.55	14.55	10.81	10.81	●
		35					1850 - 1910 MHz	1850 - 1910 MHz	18.14	18.14	24.16	24.16	●
		36					1930 - 1990 MHz	1930 - 1990 MHz	11.29	11.29	22.35	22.35	●
		37					1910 - 1930 MHz	1910 - 1930 MHz	6.72	6.72	26.43	26.43	●
		38			n38		2570 - 2620 MHz	2570 - 2620 MHz	49.68	49.68	3.83	3.83	●
		39	39		n39		1880 - 1920 MHz	1880 - 1920 MHz	9.60	9.60	26.43	26.43	●
		40	40		n40		2300 - 2400 MHz	2300 - 2400 MHz	15.70	15.70	23.27	23.27	●
		41	41	41	n41	n41	2496 - 2690 MHz	2496 - 2690 MHz	38.65	38.65	9.76	9.76	●
		42	42	42			3400 - 3600 MHz	3400 - 3600 MHz	27.28	27.28	11.39	11.39	●
		43	43	43			3600 - 3800 MHz	3600 - 3800 MHz	38.97	38.97	4.81	4.81	●
		44					703 - 803 MHz	703 - 803 MHz	2.95	2.95	109.35	109.35	●
		45					1447 - 1467 MHz	1447 - 1467 MHz	32.89	32.89	5.47	5.47	●
		46			n46		5150 - 5925 MHz	5150 - 5925 MHz	27.77	27.77	9.91	9.91	●
		47			n47		5855 - 5925 MHz	5855 - 5925 MHz	27.55	27.55	8.77	8.77	●
		48			n48		3550 - 3700 MHz	3550 - 3700 MHz	39.23	39.23	6.35	6.35	●
		49					3550 - 3700 MHz	3550 - 3700 MHz	39.23	39.23	6.35	6.35	●
		50			n50		1432 - 1517 MHz	1432 - 1517 MHz	21.50	21.50	24.36	24.36	●
		51			n51		1427 - 1432 MHz	1427 - 1432 MHz	34.71	34.71	5.19	5.19	●
		52					3300 - 3400 MHz	3300 - 3400 MHz	43.79	43.79	3.08	3.08	●

● Suitable band

● Adequate band in good signal conditions

● Likely to be unsuitable



Delta 22

433MHz ISM Direct Connect 95mm Antenna

Cellular Standards Band Support

GSM (2G) Band	UMTS (3G) Band	E-UTRA (4G) Band	Cat M E-UTRA Band	Cat NB E-UTRA Band	NR (5G) Band	Cat NB NR (5G) Band	Uplink	Downlink	Average Upload Efficiency (%)	Average Download Efficiency (%)	Maximum Upload VSWR	Maximum Download VSWR	Use Indicator
		53			n53		2483.5 - 2495 MHz	2483.5 - 2495 MHz	36.77	36.77	4.09	4.09	●
		65		65	n65	n65	1920 - 2010 MHz	2110 - 2200 MHz	11.27	30.38	26.41	12.79	●
		66	66	66	n66	n66	1710 - 1780 MHz	2110 - 2200 MHz	22.70	30.38	10.44	12.79	●
		67			n67		N/A	738 - 758 MHz	N/A	2.67	N/A	59.59	●
		68					698 - 728 MHz	753 - 783 MHz	0.96	3.88	118.07	45.41	●
		69					N/A	2570 - 2620 MHz	N/A	49.68	N/A	3.83	●
		70		70	n70	n70	1695 - 1710 MHz	1995 - 2020 MHz	21.62	13.73	10.06	10.72	●
		71	71	71	n71		663 - 698 MHz	617 - 652 MHz	0.27	0.16	194.35	241.61	●
		72	72	72			451 - 456 MHz	461 - 466 MHz	43.20	36.34	1.45	2.97	●
		73	73	73			450 - 455 MHz	460 - 465 MHz	43.84	37.12	1.53	2.66	●
		74	74	74	n74		1427 - 1470 MHz	1475 - 1518 MHz	34.12	9.76	5.81	24.87	●
		75			n75		N/A	1432 - 1517 MHz	N/A	21.50	N/A	24.36	●
		76			n76		N/A	1427 - 1432 MHz	N/A	34.71	N/A	5.19	●
					n77		3300 - 4200 MHz	3300 - 4200 MHz	33.05	33.05	13.94	13.94	●
					n78		3300 - 3800 MHz	3300 - 3800 MHz	35.26	35.26	11.39	11.39	●
					n79		4400 - 5000 MHz	4400 - 5000 MHz	32.67	32.67	10.00	10.00	●
					n80		1710 - 1785 MHz	N/A	22.69	N/A	10.44	N/A	●
					n81		880 - 915 MHz	N/A	21.35	N/A	18.11	N/A	●
					n82		832 - 862 MHz	N/A	7.02	N/A	18.29	N/A	●
					n83		703 - 748 MHz	N/A	1.48	N/A	109.35	N/A	●
					n84		1920 - 1980 MHz	N/A	10.50	N/A	26.41	N/A	●
		85	85	85	n85		698 - 716 MHz	728 - 746 MHz	0.76	1.98	118.07	72.12	●
					n86		1710 - 1780 MHz	N/A	22.70	N/A	10.44	N/A	●
		87	87	87			410 - 415 MHz	420 - 425 MHz	43.53	48.74	16.70	11.65	●
		88	88	88			412 - 417 MHz	422 - 427 MHz	44.80	49.08	15.50	10.64	●

● Suitable band

● Adequate band in good signal conditions

● Likely to be unsuitable



Delta 22

433MHz ISM Direct Connect 95mm Antenna

Cellular Standards Band Support

GSM (2G) Band	UMTS (3G) Band	E-UTRA (4G) Band	Cat M E-UTRA Band	Cat NB E-UTRA Band	NR (5G) Band	Cat NB NR (5G) Band	Uplink	Downlink	Average Upload Efficiency (%)	Average Download Efficiency (%)	Maximum Upload VSWR	Maximum Download VSWR	Use Indicator
					n89		824 - 849 MHz	N/A	6.00	N/A	18.19	N/A	●
					n90	n90	2496 - 2690 MHz	2496 - 2690 MHz	38.65	38.65	9.76	9.76	●
					n91		832 - 862 MHz	1427 - 1432 MHz	7.02	34.71	18.29	5.19	●
					n92		832 - 862 MHz	1432 - 1517 MHz	7.02	21.50	18.29	24.36	●
					n93		880 - 915 MHz	1427 - 1432 MHz	21.35	34.71	18.11	5.19	●
					n94		880 - 915 MHz	1432 - 1517 MHz	21.35	21.50	18.11	24.36	●
					n95		2010 - 2025 MHz	N/A	14.55	N/A	10.81	N/A	●
					n97		2300 - 2400 MHz	N/A	15.70	N/A	23.27	N/A	●
					n98		1880 - 1920 MHz	N/A	9.60	N/A	26.43	N/A	●
					n99		1626.5 - 1660.5 MHz	N/A	18.56	N/A	9.20	N/A	●
					n101		1900 - 1910 MHz	1900 - 1910 MHz	5.72	5.72	24.16	24.16	●
				103			787 - 788 MHz	757 - 758 MHz	4.70	3.34	23.70	41.70	●

● Suitable band

● Adequate band in good signal conditions

● Likely to be unsuitable

NOTE: For each frequency band, Siretta provides a traffic light indication to show the suitability of the antenna for use at that frequency band. Determination of exactly what makes an antenna good or bad at any frequency is subjective.

The view presented is that of Siretta's engineering team having taken into account the efficiency and VSWR measurements. The end user is advised to use their own criteria and/or testing to confirm suitability.



Delta 22

433MHz ISM Direct Connect 95mm Antenna

ISM Standards Frequency Support

Application	Frequency Range	Efficiency (%)	Maximum VSWR	Peak Gain from highest direction (dBi)	Use Indicator
ISM 433 MHz	433.05 - 434.79 MHz	50.71	6.52	1.5204	●
ISM 868 MHz	863 - 870 MHz	10.49	18.65	-1.89	●
ISM 915 MHz	902 - 928 MHz	27.20	16.43	2.42	●
ISM 2.4 GHz	2400 - 2500 MHz	27.29	9.48	9.33	●
Wi-Fi 2.4G	2401 - 2483 MHz	25.25	9.41	8.5225	●
Wi-Fi 2.4G (USA)	2401 - 2473 MHz	24.18	9.41	8.2225	●
Wi-Fi 2.4G (Japan)	2401 - 2495 MHz	26.71	9.41	9.0925	●
Wi-Fi 5G (all channels)	5150 - 5990 MHz	27.25	10.47	2.94	●
Wi-Fi 5G (Ch 32-48)	5150 - 5250 MHz	26.74	8.65	1.33	●
Wi-Fi 5G (Ch 32-64)	5150 - 5330 MHz	30.09	8.74	2.685	●
Wi-Fi 5G (Ch 32-161)	5150 - 5815 MHz	27.45	9.91	2.94	●
Wi-Fi 5G (Ch 32-173)	5150 - 5875 MHz	27.85	9.91	2.94	●
ISM 5.8 GHz	5725 - 5875 MHz	30.58	9.03	2.89	●

● Suitable band

● Adequate band in good signal conditions

● Likely to be unsuitable

NOTE: For each frequency band, Siretta provides a traffic light indication to show the suitability of the antenna for use at that frequency band. Determination of exactly what makes an antenna good or bad at any frequency is subjective.

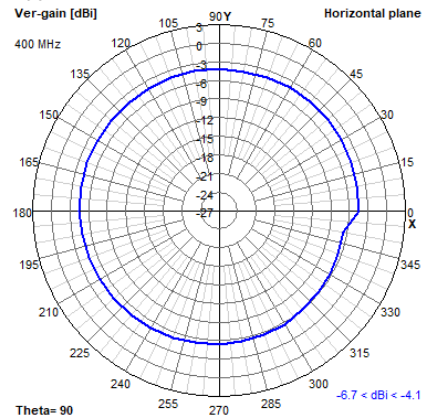
The view presented is that of Siretta's engineering team having taken into account the efficiency and VSWR measurements. The end user is advised to use their own criteria and/or testing to confirm suitability.

Delta 22

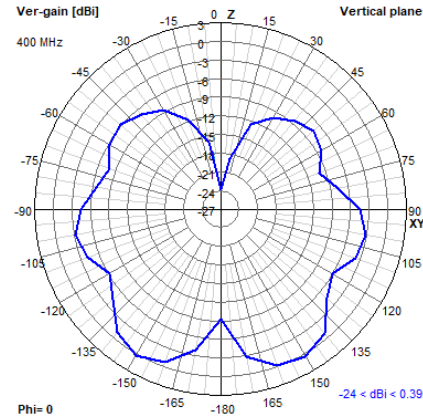
433MHz ISM Direct Connect 95mm Antenna

2D Radiation Plots

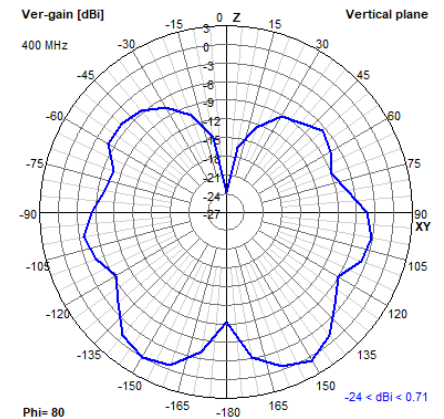
400 MHz XY



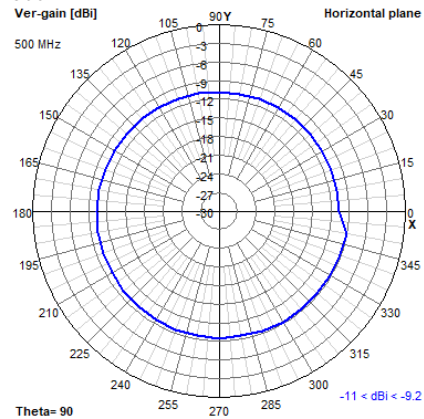
XZ



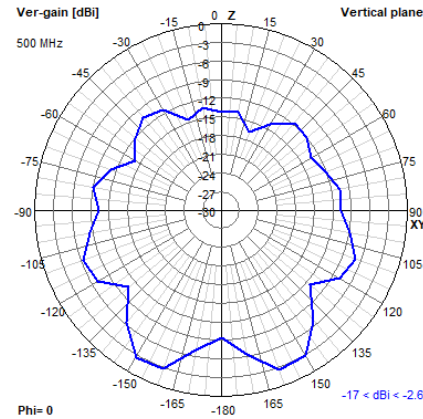
YZ



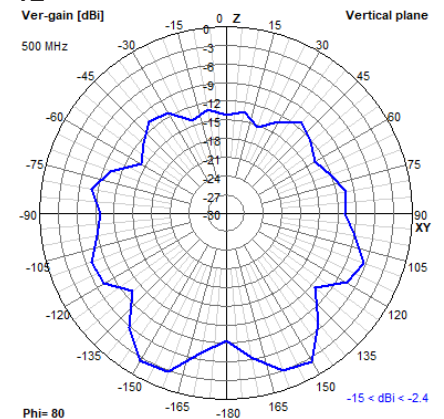
500 MHz XY



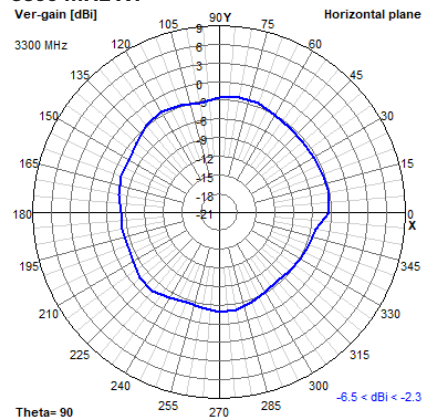
XZ



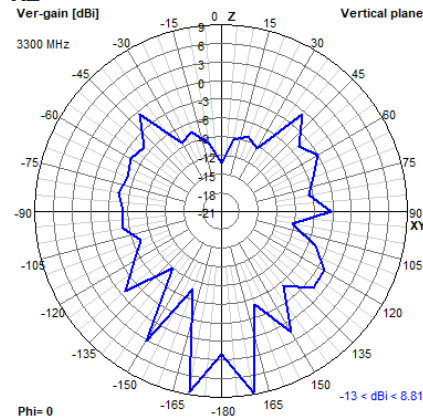
YZ



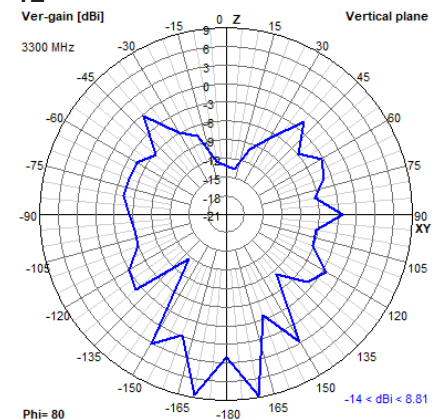
3300 MHz XY



XZ



YZ



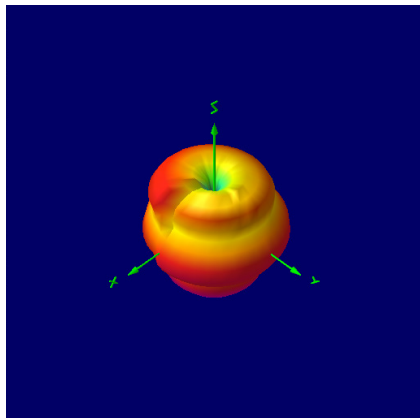


Delta 22

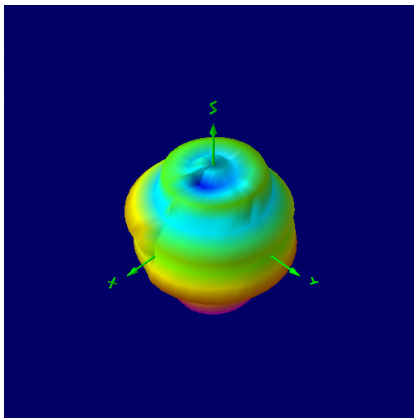
433MHz ISM Direct Connect 95mm Antenna

3D Radiation Plots

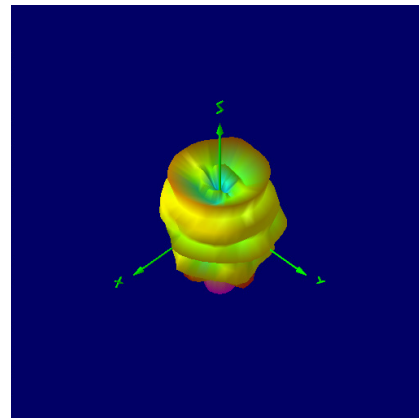
400 MHz



500 MHz



3300 MHz



NOTE: All 3D radiation plots are shown with Theta = 45 and Phi = 45.

Ordering Details:

Part Number	Description
DELTA22/X/SMAM/S/S/20	433MHz ISM Direct Connect 95mm Antenna SMA Male

